

DL-8200A

8" Vertical Architectural Flat Frame-in-kit For Incandescent Lamps

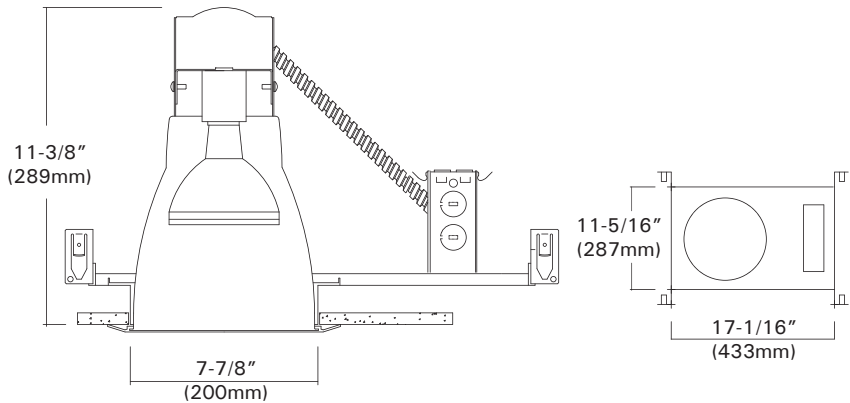
Catalog #		Type
Project		Date
Prepared by		

INCANDESCENT



DESCRIPTION

8" aperture flat frame-in kits for vertical R, PS, PAR, A Type incandescent lamps. These are designed for use in non-insulated ceiling for general lights on floor and task lighting with deep concealed lamps.



Ceiling Cut-out : 8-1/8"

Lamp, Max, Watt. : 300W / R40, PS25 (Med, Mog) or 250W / PAR38 (Med) or 150W / A19 (Med)

DESIGN FEATURES

• Housing Kit

- UL, c-UL listed, NON-IC, thermally protected housing for vertical R, PS, PAR, A type incandescent lamps.
- 1-5/8" deep collar may use for various thickness of ceiling.

• Junction Box

- Listed for through branch circuit wiring. (Max. 8 No 12 AWG 90°C branch circuit conductors. (4 in, 4 out))
- (5) 1/2" knockouts with true pry-out slots and (4) knockouts with Romex cable clamp.
- Ground wire provided on J-box.

• Reflector

- Anodized clear, haze, gold, champagne, pewter color finished full reflectors. And anodized reflectors with black or white milled groove baffle collar.

• Trim Ring

- White metal ring plated chrome, satin nickel, natural steel color ring.

• Socket

- Medium base porcelain socket with nickel plated screw shell.

• Bar hangers

- 24" Bar Hangers provide stability and support on joists and T-Bar Grid ceilings.
- Housing can be positioned at any point within 24" joist span.
- Score lines allow "toolless" shortening for 12" joists. Bar hangers may be repositioned 90 degrees.
- Integral T-bar clips snaps onto T-bars-no additional clips required.

• Socket Cup

- Heat sink aluminum cup with vertically adjustable lampholder is used to control multiple beam spreads.

• Thermal Protector

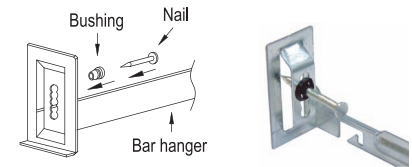
- Self resetting thermal detector on J-box deactivates fixture if overheating occurs due to improper lamping or mis-applied insulation.
- Install varied detectors according to input voltages.

* Listing

- UL, c-UL listed for damp location.
- UL, c-UL listed for feed through.

• Just-A-Nail

Adjustable nail hanger bar for easy alignment.



JUST-A-NAIL

- Pre-installed nail bars with vertical slots are used to evenly align the bars horizontally after nailing halfway into wood joists.

* Optional" Mounting Channel Bracket"

- Commercial mounting kit provided up to 5" vertical adjustment, which accommodates 1/2" EMT conduit, optional HB-24 or HBC-24 bar hanger or lathing channels for T-bar grid or concealed spline ceiling.

Trims

8" Vertical Incandescent Trims For

DL-8200A, DL-1820A, DL-1820RA

Catalog #		Type
Project		Date
Prepared by		

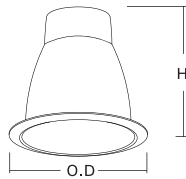
INCANDESCENT

TM-189R-H TM-189RF

Specular Open Reflector
300W R40, PS25
250W PAR38 or 150W A19

White Metal Trim Ring
 O.D : 9-7/16"
 Height : 7-7/8"

*Symbol (RF) is for Self-flange



TM-180B-H

Baffle w/ Reflector
300W R40, PS25
250W PAR38 or 150W A19

White Metal Trim Ring
 O.D : 9-7/16"
 Height : 7-7/8"



TM-181-H

Wall Wash w/ Kick-off Plate
300W R40, PS25
250W PAR38 or 150W A19


White Metal Trim Ring
 O.D : 9-7/16"
 Height : 7-7/8"



TM-186B-H

Baffle w/ Fresnel Lens
300W R40, PS25
250W PAR38 or 150W A19

White Metal Trim Ring
 O.D : 9-7/16"
 Height : 7-7/8"



TM-186R-H

Reflector w/ Fresnel Lens
300W R40, PS25
250W PAR38 or 150W A19


White Metal Trim Ring
 O.D : 9-7/16"
 Height : 7-7/8"



TM-188-H

Reflector w/ Frosted Drop Lens
300W R40, PS25
250W PAR38 or 150W A19

White Metal Trim Ring
 O.D : 9-7/16"
 Height : 7-7/8"



TM-188S-H

Reflector w/ Frosted 3.5" Center Hole in Drop Lens
300W R40, PS25
250W PAR38 or 150W A19

White Metal Trim Ring
 O.D : 9-7/16"
 Height : 7-7/8"



TM-1859-H

Reflector w/ Cross Louver Blade
300W R40, PS25
250W PAR38 or 150W A19

White Metal Trim Ring
 O.D : 9-7/16"
 Height : 7-7/8"



TM-187-H

Reflector w/ Frosted Lens on Surface
300W R40, PS25
250W PAR38 or 150W A19

White Metal Trim Ring
 O.D : 9-7/16"
 Height : 7-7/8"



◆ White metal ring standard.

◆ All trims are damp location, Lens trims are wet location listed.

ORDERING INFORMATION

Choose the catalog / finish codes that best suit your needs and enter it on the appropriate line.

TRIM MODEL	REFLECTOR	LENS	BAFFLE	METAL RING
	CL :Clear	FR :Fresnel	WH :White	WH :White
	WH :White	AS :All Sanded	BK :Black	BK :Black
	GD :Gold	CL :Clear	SN :Satin Nickel	SN :Satin Nickel
	MA :Matte Platinum	CV :Convex Prismatic	AN :Antique Nickel	AN :Antique Nickel
	CP :Champagne		AC :Antique Copper	AC :Antique Copper
	PR :Pewter		MO :Mocha	MO :Mocha
	HC :Haze Clear		CA :Cappuccino	CA :Cappuccino
			CH :Chrome	CH :Chrome
			UN :Natural Steel	UN :Natural Steel
			PB :Polished Brass	PB :Polished Brass

Examples:

TM-189R-H-HC-WH = Haze Clear Reflector

TM-180B-H-BK-WH = Black Baffle w/ Clear Reflector